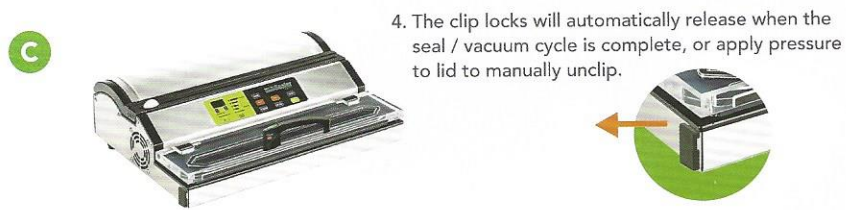
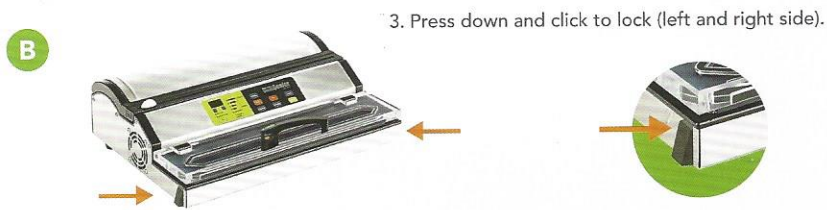
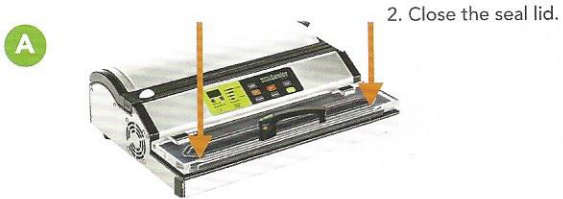


Instructions | SNS760-L Lock Mechanism

1. Place bag or roll (*laid flat*) on seal bar.
2. Close seal lid.
See figure A below.
3. Press down and click to lock (left and right side).
See figure B below.
4. The clip locks will automatically release when the seal / vacuum cycle is complete, or apply pressure to lid to manually unclip. *See figure C below.*



SHIELD SEAL
Shield Sealer

p 855.770.7325 f 530.478.0238 e info@shieldnseal.com | shieldnseal.com | PO Box 2471, Nevada City, CA 95959